广东豪辉科技股份有限公司

HOWFIT SCIENCE AND TECHNOLOGY CO.,LTD.

品质就是社会责任。

Quality is our social responsibility.

电话 Tel：0769-8588 8926

传真 Fax：0769-8508 8468

官方网站 Website：www.howfit-press.com

地址：中国广东省东莞市沙田镇齐沙村轮渡路

信太工业园D栋豪辉科技有限公司

Company Address：Building D，Xintai Industrial Park，Lundu Road, Qisha Willage，Shatian Town, Dongguan City, Guangdong Prov., China

▶▶▶ C型高速冲床
C-frame High Speed Press

▶▶▶ MDH高速冲床
MDH Series High Speed Press

▶▶▶ DDL龙门高速冲床
DDL Series Gantry High Speed Press

▶▶▶ DDH 龙门高速冲床
DDH Series Gantry High Speed Press

▶▶▶ DDS 龙门高速冲床
DDS Series Gantry High Speed Press

▶▶▶ MARX 肘节式冲床
MARX Japan Knuckle Type High Speed Press





加工设备▶▶▶ Processing Equipment

▶▶▶ 日本仓敷镗洗加工中心
Japan KURAKI Boring and Milling Machining Center

▶▶▶ 日本大隈龙门五面加工中心
Japan OKUMA Machining Center

▶▶▶ 台湾福硕数控加工中心
Taiwan FOCUS CNC Machining Center

▶▶▶ 台湾瀧锋立式精密磨床
Taiwan EVERRICHO Vertical Precision Grinding Machine

▶▶▶ 加工车间俯瞰图
Machining Workshop Overview

▶▶▶ 日本仓敷镗铣加工
Japan KURAKI Boring and Milling Machining

检测设备▶▶▶ Testing Equipment

▶▶▶ 美国API激光跟踪仪
USA API Laser Tracker

▶▶▶ 日本理研下死点检测器
Japan RIKEN Bottom Dead Centre Detector

▶▶▶ 瑞士TRIMOS二次元检测设备
Swiss TRIMOS Quadratic Element

▶▶▶ 美国API激光检测仪
USA API Laser Detector

▶▶▶ 美国TOLEDO吨位仪
USA TOLEDO Tonnage Meter



▶▶▶ 模高测量精度仪表
Die Height Dial Indicator

HOWFIT
豪輝科技
—品質就是社會責任—

廣東豪輝科技股份有限公司
HOWFIT SCIENCE AND TECHNOLOGY CO.,LTD.

全國咨詢熱線 / NATIONAL HOTLINE
400-606-9022

代碼 / STOCK CODE
870520

關注豪輝
Scan to follow Howfit
Public Account

廠 址: 廣東省東莞市沙田鎮輪渡路信太工業園D棟
電 話: 0769-85888926 85888936
傳 真: 0769-85088468
網 址: www.haohuijx.com

Address: Building D, Xintai Industrial Park, Lundu Road,
Qisha Village Shatian Town Dongguan City
Guangdong Prov. China.
Tel: +86-769-85888926 85888936
Fax: +86-769-85088468
Site: www.howfit-press.com

廣東豪輝科技股份有限公司
HOWFIT SCIENCE AND TECHNOLOGY CO.,LTD.

中国·广东·东莞

T 引入先进技术及设备，配以完善的检测手段，使产品精益求精。

he quality control centre is being served with advanced testing equipment and professional monitor methods.

B 最好的产品来自于最好的加工设备。为了更好地控制质量和生产周期，我司高速冲床80%以上的零配件都在自己车间加工完成。

est products are born from best equipments. with the purpose of quality and production cycle controlling, more than 80% of press parts are finished in Howfit workshop.

HC精机系列
HC SERIES

C型三圓導柱高速精密自動衝床
C FRAME HIGH SPEED PRECISION PRESS

1. 床身采用高强度铸铁，经内部应力消除，使材质稳定、精度不变、最适合连续冲压生产。
2. 双导柱、一中心柱结构，采用加入特殊合金的铜套取代传统的滑板结构，使动摩擦减至最低，配合了强制润滑使热变形减到最小而精度达到最高。
3. 可选配反侧动平衡装置减低震动，使冲床拥有最佳的精度和稳定性。
4. 调模配合模高显示器及油压锁固装置，方便调模操作。
5. 人机界面微电脑控制，数值、故障监控系统银幕显示操作方便。

1. Manufactured from high tensile cast iron, stress relieved for maximum rigidity and long term accuracy. It's the best for continuous production.
2. Double pillars and one plunger guide structure, manufactured from copper bush instead of traditional board for minimize friction. Work with forced lubrication to minimize thermal strain life of the frame, upgrade stamping quality and extend service life of the machine.
3. Balance weight for optional to reduce vibration, make press more precision and stable.
4. It's more convenient to adjust the Die with the Die Height Indicator and the Hydraulic Locking Device.
5. HMI is controlled by microcomputer. Display value and fault monitoring system. It is easy to operate.

HC机型参数

型号 Model	HC-16T		HC-25T		HC-45T		HC-50T		HC-65T		HHC-85T	
能力 Capacity (Ton)	16tons		25tons		45tons		50tons		65tons		85tons	
行程 Stroke of slide (mm)	20mm	30mm	20mm	30mm	25mm	30mm	30mm	40mm	30mm	40mm	30mm	40mm
每分鐘行程數 S.P.M (mm)	200-900mm	200-700mm	200-900mm	200-800mm	200-800mm	200-700mm	200-700mm	200-600mm	200-700mm	200-600mm	200-800mm	200-700mm
閉合高度 Die height (mm)	185-215mm	180-210mm	185-215mm	180-210mm	213-243mm	210-240mm	215-255mm	210-250mm	215-265mm	210-260mm	315-365mm	310-360mm
臺盤面積 Bolster area (mm)	430×280×70mm		600x330×80mm		680×455×90mm		800×465×110mm		890×580×130mm		1000×680×150mm	
滑塊面積 Slide area (mm)	300×185mm		320×220mm		420×320mm		500×420mm		600×400mm		650×450mm	
調整量 Slide adjustment (mm)	30mm		30mm		30mm		40mm		50mm		50mm	
落料孔 Bed opening (mm)	330×250×90mm		100×300(400)mm		100×400(500)mm		100×400(500)mm		150×450(550)mm		150×500×650mm	
馬達 Main motor (kw)	3.7		3.7		5.5		7.5		11		18.5	

MDH精机系列
MDH SERIES

MDH机型说明

1. 床身采用高强度铸铁，高精度的一体式龙门式床身，防止了负载时机身的开口问题，实现了高精度产品的加工。
2. 机身拉杆和滑座导向一体化设计，结构紧凑合理，行业称“全导机构”，滑块在受到侧向力时可提供超高刚性。
3. 滑块导向使用滚珠轴承，实现导向零间隙，垂直精度长期保障。
4. 配有动态平衡机构，专业分析和多年软件结合，保证床身冲压生产时的设备稳定性。
5. 特配电动调模功能，配合模高指示器，方便模高调整。
6. 人机界面微电脑控制，数值，故障监控系统，银幕显示操作方便。

MDH Model description

1. Adopt high-strength- integral gantry type irons with good high-accuracy-, prevent machine body open issues at load. It realizes the machining of high precision products.
2. With integrated design of Tie Rod and Slide, compact and reasonable structure which the industry called "full guide mechanism", the Slide can provide ultra-high rigidity when subjected to lateral force.
3. The Steel balls of Bearing ensure the guidance of the Slide realize zero clearance and guarantee vertical accuracy during the long-term usage.
4. Equipped with dynamic balance mechanism, professional analysis and many years of software combination, to ensure the stability of the Press Machine during production.
5. Specifically equipped with electric mold adjustment function and mold height indicator to facilitate mold height adjustment.
6. Manual interface microcomputer control, numerical value and fault alarm monitoring system, screen display for convenient operation.

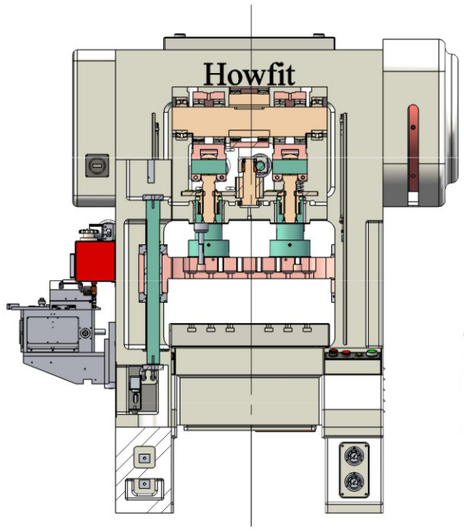

MDH机型参数

规格 / Specifications	单位 / Unit	MDH30T	MDH45T	MDH65T
公称作用力 / Nominal Press Capacity	ton	30	45	60
行程 / Stroke	mm	30	30	30
行程数 / Stroke Per Minute	s.p.m	200-800	200-700	200-600
闭合高度/ Closing height	mm	195-225	210-240	240-290
工作台面积 / Bolster Area	mm	550x450	750x500	935x625
滑块面积/ Slide area	mm	550x320	750x450	950x420
调整量/ Adjustment amount	mm	30	30	50
主机马达 / Main Motor	kw	7.5	11	18.5

DDH高将系列
DDH SERIES

电脑控制器 | 操控简易 · 功能强劲

Computer Controller | Easy to Operate · Powerful Functions

先进的电脑控制器，采用独特开发的冲压作业软件。

电脑功能强，记忆容量大。采用引导式参数设定，具有故障启示功能，使机械操作更为简单。

Our computer controller is designed specifically with the punching process in mind. Its ease of use and power are derived from a rich set of special functions, simple interface, mode setting in checklist form, error code display, and ample memory capacity.

- 曲轴内部油路循环设计，抑制曲轴热变形。
  Crank shaft oil-way inner lubrication design,Crank shaft thermal deformation resistance.
- 自有特殊技术控制游隙。
  Self-own unique technology controls the clearance.
- 钢珠零间隙导向，垂直精度长期保障。
  Fitting guidance of steel balls ensure the vertical precision stable.

- 可调节垫圈，以最小的代价恢复设备精度。
  Adjustable design,restore the machine accuracy at the minimum cost.
- 机身拉杆和滑座导向一体化，结构紧凑合理，滑座由滚珠作为导向，精度高。
  Tie rod and slide guidance Integration,compact and reasonable structure,and slide guide by ball bearing,ensure the high precision.
- 液压锁紧拉杆，稳定性可以长期保持。
  Hydraulic Locked Tie rod with long-term stability
- 两侧分离式离合制动器使得曲轴受力平衡，减少轴承磨损
  Separated brake&clutch balance the force of crankshaft and reduce bearing wear.

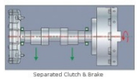
Separated Clutch & Brake

- 床身刚性挠度值的严格控制1/15000；
  床身材质严格把控QT500-7。
  Precisely controls (Rigidity) Deflection in the tolerance of 1/15000;
  Strictly selects the material of machine with the standard of QT500-7.





DDH机型参数

参数 Specifi-cations / 型号 Model	公称作用力 Capacity (Ton)	能力发生点 Capacity Occur Point (mm)	行程 Stroke (mm)	行程数 S.P.M	工作台面积 Bolster Area (mm)	下料孔 Bed Opening (mm)	滑块面积 Slide area (mm)	模高调整行程 Die Height Adjustment (mm)	模高调整马达 Die Height Adjustment Motor (kw)	主机马达 Main Motor (kw)	外形尺寸 Outline Dimension (mm)
DDH-45	45	1.6	30	150-700	750×550	550×125	750×380	240-290	0.4	15	1810×1510×2665
DDH-65	65	2.0	30	150-700	950×650	700×125	950×420	300-350	0.4	19	2010×1660×2950
DDH-85	85	2.0	30	150-700	1100×750	800×150	1100×500	330-380	0.75	22	2180×1680×3405
DDH-125	125	2.0	30	150-700	1400×850	1100×200	1400×600	360-410	0.75	37	2350×1800×3550
DDH-220	220	2.0	30	150-500	1800×950	1400×250	2000×700	370-420	1.5	45	3060×1940×4505
DDH-300	300	2.0	30	100-400	2300×1000	1900×300	2300×1000	400-450	2.2	55	3550×2100×5340

DDL精机系列
DDL SERIES

电脑控制器 | 操控简易 · 功能强劲

Computer Controller | Easy to Operate · Powerful Functions

先进的电脑控制器，采用独特开发的冲压作业软件。

电脑功能强，记忆容量大。采用引导式参数设定，具有故障启示功能，使机械操作更为简单。

Our computer controller is designed specifically with the punching process in mind. Its ease of use and power are derived from a rich set of special functions, simple interface, mode setting in checklist form, error code display, and ample memory capacity.

- 曲轴内部油路循环设计，抑制曲轴热变形。
  Crank shaft oil-way inner lubrication design,Crank shaft thermal deformation resistance.
- 自有特殊技术控制游隙。
  Self-own unique technology controls the clearance.
- 钢珠零间隙导向，垂直精度长期保障。
  Fitting guidance of steel balls ensure the vertical precision stable.

- 可调节垫圈，以最小的代价恢复设备精度。
  Adjustable design,restore the machine accuracy at the minimum cost.
- 机身拉杆和滑座导向一体化，结构紧凑合理，滑座由滚珠作为导向，精度高。
  Tie rod and slide guidance Integration,compact and reasonable structure,and slide guide by ball bearing, ensure the high precision.
- 液压锁紧拉杆，稳定性可以长期保持。
  Hydraulic Locked Tie rod with long-term stability.
- 床身刚性挠度值的严格控制1/13000；
  床身材质严格把控QT500-7。
  Precisely controls (Rigidity) Deflection in the tolerance of 1/13000;
  Strictly selects the material of machine with the standard of QT500-7.

DDL机型参数

参数 Specifi-cations / 型号 Model	公称作用力 Capacity (Ton)	能力发生点 Capacity Occur Point (mm)	行程 Stroke (mm)	行程数 S.P.M	工作台面积 Bloster Area (mm)	下料孔 Bed Opening (mm)	滑块面积 Slide Area (mm)	模高调整行程 Die Height Adjustment (mm)	模高调整马达 Die Height Adjustment Motor (kw)	主机马达 Main Motor (kw)	外形尺寸 Outline Dimension (mm)
DDL-85	85	2.0	30	150-700	1100×750	800×150	1100×510	330-380	0.75	22	2180×1680×3890
DDL-125	125	2.0	30	150-700	1400×850	1100×200	1400×600	360-410	0.75	37	2350×1800×4105
DDL-220	220	2.0	30	150-500	2000×950	1400×250	2000×700	370-420	1.5	45	3060×1940×4332
DDL-300	300	2.0	30	100-400	2300×1000	1900×300	2300×900	400-450	2.2	55	3550×2100×5180

DDH-400T

电脑控制器 | 操控简易 · 功能强劲

Computer Controller | Easy to Operate · Powerful Functions

先进的电脑控制器，采用独特开发的冲压作业软件。

电脑功能强，记忆容量大。采用引导式参数设定，具有故障启示功能，使机械操作更为简单。

Our computer controller is designed specifically with the punching process in mind. Its ease of use and power are derived from a rich set of special functions, simple interface, mode setting in checklist form, error code display, and ample memory capacity.

- 机身经有限元专业分析确保挠度值在合理范围内。
  The machine body deflection maintains in a reasonable range with finite element analysis.
- 整机核心零部件经科学设计计算和行业20年经验双重保障,实现最佳的可靠性和稳定性。
  Realize the reliability and the stability with scientific calculation and 20-years experience in machine core parts.
- 滑座滚珠导套与机身拉杆一体化设计,整机结构合理化配置，同时实现超高的导向精度和刚性。
  The integrated design of the Slide’s steel ball cage guides and the Tie Rod combined with reasonable machine structure to realize the precision and rigidity.
- 冲床精度超过《GB/T 29548-2013闭式高速精密压力机精度》中的精密级要求和（日本）《JIS B6402-1997 power presses-Testing of the accuracy》中的特级要求。
  Accuracy of Howfit’s Presses is way ahead of the standards in *GB/T 29548-2013 closed high speed precisionpresses accuracy* and *JIS B6402-1997 Mechanical power presses-Testing of the accuracy.*



DDH机型参数

规格 / Specifications	单位 / Unit	参数 / Value
公称作用力 / Nominal Press Capacity	ton	400
能力发生点 / Capacity Occur Point	mm	2.0
行程 / Stroke	mm	30
行程数 / Stroke Per Minute	s.p.m	80-250
工作台面积 / Bolster Area	mm	2800×1200
下料孔 / Bed Opening	mm	2300×400
滑座面积 / Slide Area	mm	2800×1000
模高调整行程 / Die Height Adjustment	mm	460-520
模高调整马达 / Die Height Adjustment Motor	kw	3.7
主机马达 / Main Motor	kw	75
外形尺寸 / Outline Dimension	mm	4260×2300×5585

DDH-500T

电脑控制器 | 操控简易 · 功能强劲

Computer Controller | Easy to Operate · Powerful Functions

先进的电脑控制器，采用独特开发的冲压作业软件。

电脑功能强，记忆容量大。采用引导式参数设定，具有故障启示功能，使机械操作更为简单。

Our computer controller is designed specifically with the punching process in mind. Its ease of use and power are derived from a rich set of special functions, simple interface, mode setting in checklist form, error code display, and ample memory capacity.

- 点滑块结构，可确保超长台板的高刚性。
  Three points slide structure to make sure extra long table maintaining high rigidity.
- 独特的三点调模机构，可实现调模的同步一致性。
  The unique designed three points adjust die structure of die adjustment realize the synchrony of die adjusting.
- 滑座滚珠导套与机身拉杆一体化设计，整机结构合理化配置，同时实现超高的导向精度和刚性。
  The integrated design of the steel ball cage of Slide and the Tie Rod, reasonable machine structure to make sure guiding precision and rigidity.
- 冲床精度超过《GB/T 29548-2013闭式高速精密压力机精度》中的精密级要求和（日本）《JIS B6402-1997Mechanical power presses- Testing of the accuracy》中的特级要求。
  Accuracy of Howfit’s Presses is way ahead of the standards in *GB/T 29548- 2013 closed high speed precision presses accuracy* and *JIS B6402-1997Mechanical power presses-Testing of the accuracy.*



DDH机型参数

规格 / Specifications	单位 / Unit	参数 / Value
公称作用力 / Nominal Press Capacity	ton	500
能力发生点 / Capacity Occur Point	mm	3.2
行程 / Stroke	mm	40
行程数 / Stroke Per Minute	s.p.m	60-150
工作台面积 / Bolster Area	mm	3200×1500
下料孔 / Bed Opening	mm	2700×400
滑座面积 / Slide Area	mm	3200×1500
模高调整行程 / Die Height Adjustment	mm	500-550
模高调整马达 / Die Height Adjustment Motor	kw	3.7
主机马达 / Main Motor	kw	75
外形尺寸 / Outline Dimension	mm	4840×2330×5865

MARX肘节式高速超精密系列
MARX KNUCKLE TYPE PRECISION SERIES

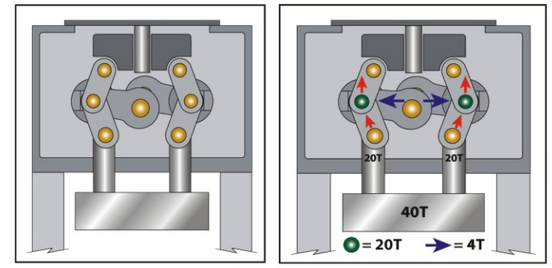

压印效果极佳

水平对称肘节连杆结构，使冲床滑块运动在下死点附近冲压曲线平滑，获得了极好的压印效果，满足引线框架等产品的印压要求。同时此结构的滑块运动方式，减少高速冲压时对模具的冲击，延长模具寿命。

Perfect Stamping effect

Horizontally symmetrical symmetrical toggle linkage design ensure the slider movingsmoothly near the bottom dead center and achieve a perfect stampingresult,which meets the stamping requirements of lead frame and otherproducts.Meanwhile,the motion mode of the slider reduces the impact onthe mould at the time of high-speed punching,and prolongs the mould service life.

肘节连杆结构与曲轴结构冲压曲线对比图

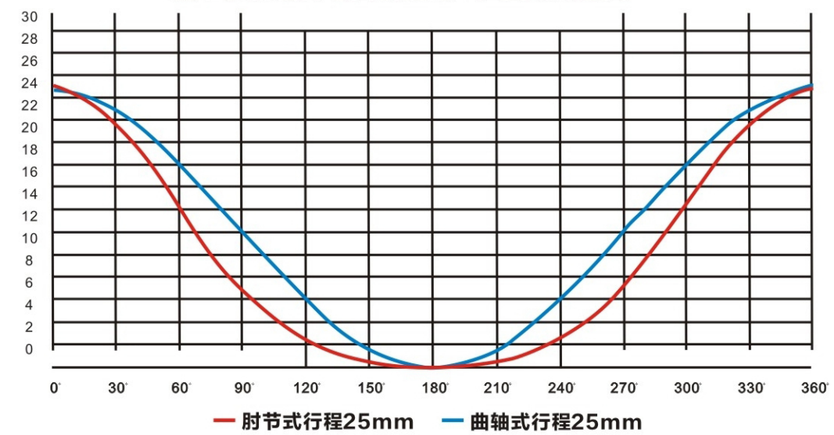

结构示意图
Structure Diagram

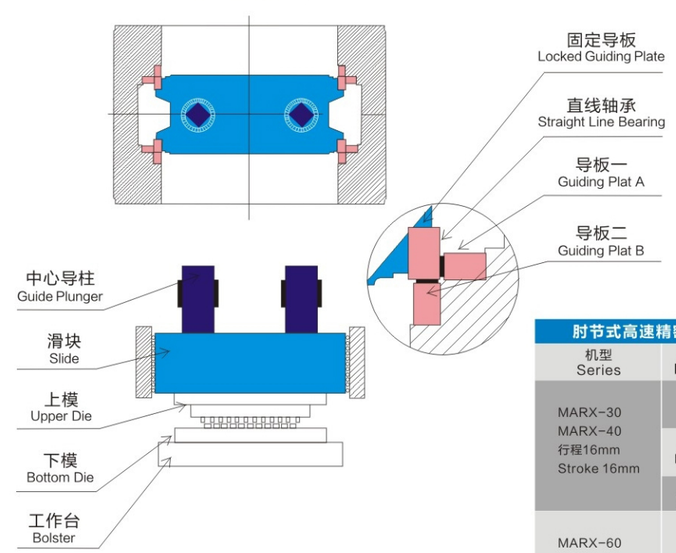

MRAX特级精度--刚性好、精度高

滑块运动采用2柱塞+8面平面滚针导轨导向，接近零间隙的空间内导向运动。刚性好、抗偏载能力强，冲床精度高，抗冲击、抗磨损导轨材料确保冲床精度长期稳定，延长了模具冲头修模时间。

MRAX superfine precision--good rigidity and high precision

The slider is guided by a guide of double plungers and octahedral flat roller with nearly no clearance in it.It has good rigidity,high inclined loading resistance capability,and high punch press precision.High impact-resisting and wear-resisting property of theguide materils guarantee long-term stability of the punching machine precision and prolong the intervals of repairing mould.

MARX机型参数

规格 / Specifications	单位 / Unit	MARX-30T				MARX-40T				MARX-60T				MARX-80T			
加压能力/Press capacity	KN	300				400				600				800			
行程/Stroke length	mm	16	20	25	30	16	20	25	30	20	25	32	40	20	25	32	40
冲程数/Stroke per minute	spm	200-1250	200-1200	200-1050	200-900	180-1250	180-1100	180-950	180-900	100-750	100-750	100-650	100-550	120-600	120-500	120-500	120-450
闭模高度/Die height	mm	190-240				190-240				220-300				240-320			
滑块调节量/Slide adjustment	mm	50				50				80				80			
滑块尺寸/Slide lower area	mm	600×300				750×340				1130×500				1380×580			
工作台面尺寸/Bolster	mm	600×400				750×500				1100×600				1500×800			
工作台厚度/Thickness of bolster	mm	90				120				140				160			
工作台开口尺寸/Opening size of bolster	mm	400(上)x350(下) X60				500x100				800(上)x700(下) X100				1160(上)x1160(下) X120			
床台开孔尺寸/Bed opening	mm	400×100				560×120				840×120				1200×160			
主马达/Motor	kw	11×4P				15×4P				22×4P				30×4P			
上模重量/Max.weight of upper die	Kg	MAX80				MAX105				MAX450				MAX500			
总重量/Machine weight	Kg	6500				8000				14000				22000			

冲床精度出厂平均值

肘节式高速精密冲床MARX系列产品精度表 Accuracy Inspection Form

机型 Series	检验项目 Inspection item	检验方向 Direction	日本JIS标准mm JIS standard	出厂平均值mm Factory accuracy
MARX-30 MARX-40 行程16mm Stroke 16mm	平行度 Parallelism	左右方向 R-L	0.024/0.028mm	≤0.020mm
		前后方向 F-B	0.017/0.018mm	≤0.015mm
	垂直度 Perpendicularity	左右方向 R-L	0.009mm	≤0.003mm
		前后方向 F-B	0.009mm	≤0.003mm
	综合间隙 Total Clearance	左右两侧 R-L	0.210/0.226mm	≤0.150mm
MARX-60 MARX-80 行程16mm Stroke 16mm	平行度 Parallelism	左右方向 R-L	0.035/0.055mm	≤0.025mm
		前后方向 F-B	0.022/0.039mm	≤0.020mm
	垂直度 Perpendicularity	左右方向 R-L	0.009mm	≤0.003mm
		前后方向 F-B	0.009mm	≤0.003mm
	综合间隙 Total Clearance	左右两侧 R-L	0.255/0.279mm	≤0.200mm
MARX全系列 MARX Series	下死点精度 BDC accuracy	恒温恒速 Constant-temperature Constant-velocity	---	≤0.002mm